

Options & Accessories

Thermoluxe entry doors are made pre-finished. We use high grade commercial paint and stain finishes specifically designed for fiberglass and steel doors.

Painting or staining process gives the door an excellent protection from weather exposure and makes it virtually maintenance-free. Pre-stained and pre-painted doors have durable surfaces which will never neither peel nor corrode for many years ahead keeping your entrance attractive and secure.

Our paints and stains carry a 7 year warranty against discolourations and a limited lifetime warranty against adhesion failure.

Thermoluxe doors include everything you could possibly need in an entry door - durability, low maintenance, excellent security and superior performance.



CHERRY




FIR



MAHOGANY



OAK



**TEAK
200**



KNOTTY ALDER



**EXECUTIVE
GLASS FRAME
(SMOOTH)**



**EXECUTIVE
GLASS FRAME
(WOODGRAIN)**



**CONTEMPORARY
GLASS FRAME**







**ALUMINUM
GLASS FRAME**



WEATHER STRIPPING



-  BLACK MATE
-  SATIN NICKEL
-  BLACK CHROME
-  BRASS

SELF CLOSING HINGES



MORTISE ASTRAGAL LOCK



FLUSH BOLT



**MULTI FIN
SWEEP**



**ROLLER CATCH
201**



REGULAR HINGES

-  OIL RUBBED BRONZE (US10B)
-  SATIN NICKEL (US15)
-  FRENCH ANTIQUE (US7)
-  BRASS



HEAVY DUTY HINGES

-  OIL RUBBED BRONZE (US10B)
-  SATIN NICKEL (US15)



BLACK ANODIZED SILL

DOOR SILLS

Inswing aluminum door sills come with a thermally broken vinyl cap which is available in black and white colours. Outswing heavy gauge aluminum doors sills are available in mill finish with a PVC interior black cap.

**Threshold size is 4-5/8" and 6-5/8"
Threshold extension is 1.5" and 3.5"**



MILL SILL



LOW PROFILE SILL



OUTSWING SILL



VINYL WRAP SMOOTH

DOOR JAMBS

A door jamb is each of the two vertical parts of the door frame on one of which the door is secured. The strength of the door frame is important because the door hinges are supported primarily by the frame.

**Door jamb sizes are 1-3/16" x 6-9/16"
and 1-3/16" x 4-9/16"**



VINYL WRAP WOODGRAIN



COMPOSITE WOODGRAIN



COMPOSITE SMOOTH

CROSS-SECTION

SUPERIOR CRAFTSMANSHIP

